

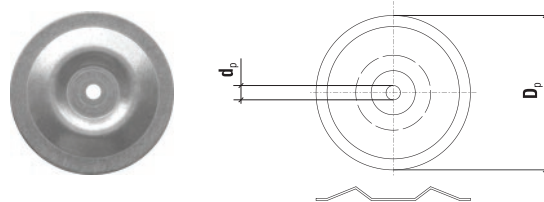
KD Steel washers for fixing of flat roof thermal insulation and waterproofing systems to be used with WDB, WSR, WBSW, WB6 screws and SMN expansion anchors



KD-07-WW
STEEL WASHER - ROUND, DOUBLE RAISED PROFILE

Technical data

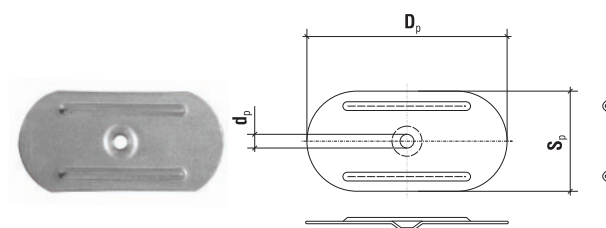
Material	steel
Screw types	WDB, WSR, WBSW, WB6-C - 6.3, SMN-6



KD-03-P
STEEL WASHER - OVAL, FLAT

Technical data

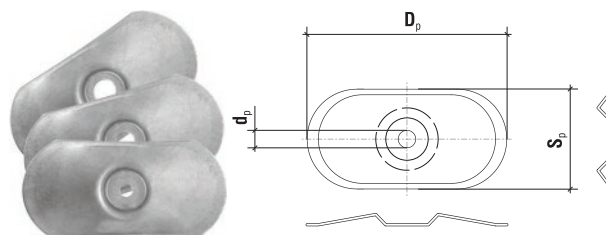
Material	steel
Screw types	WDB, WSR



KD-03-W
STEEL WASHER - OVAL, RAISED

Technical data

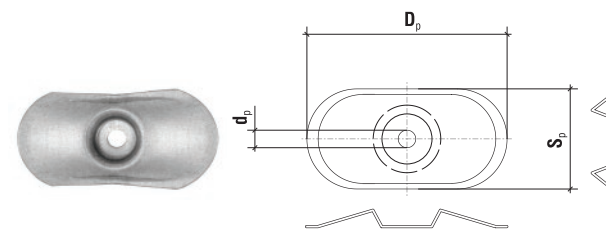
Material	steel
Screw types	KD-03-W5: WDB, WSR KD-03-W7: WBSW, WB6-C-6.3; SMN-6 KD-03-W9: WBSW, WB6-C-6.3; SMN-8



KD-03-WW7
STEEL WASHER - OVAL DOUBLE RAISED PROFILE

Technical data

Material	steel
Screw types	WDB, WSR, WBSW, WB6-C-6.3; SMN-6



	Code	D _p [mm]	D _p x S _p [mm]	d _p [mm]	h _p [mm]	Pcs
ø70	KD-07-WW(X200)	70	-	6.5	0.9	200
ø80x40	KD-03-P(X200)	-	80 x 40	5.5	1.0	200
	KD-03-W5(X200)	-	80 x 40	5.0	1.0	200
	KD-03-W7(X200)	-	80 x 40	7.0	1.0	200
	KD-03-W9(X200)	-	80 x 40	9.0	1.0	200
	KD-03-WW7(X200)	-	80 x 40	7.0	1.0	200